



## FEATURES

Intended Use:	Interior
Installation:	Recessed Ceiling
Recessed hole:	recessed hole diam. 50 mm. Ceiling thickness 1-25 mm.
Fixing:	Flat steel springs
Body/Structure:	Sheet steel body - Aluminum optical compartment
Painting:	Interior polyester powder coating
Finish:	White
Reflector/Optics:	LED lens in methacrylate
Driver:	Remote power supply for LED, stabilized output 350mA dc

## TECHNICAL DATA

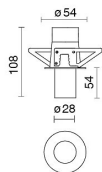
Tension:	220-240V 50/60Hz
Beam:	Symmetrical diffusing 8°
Current:	350mA
Insulation class:	3
Weight:	0.25 kg
IP grade:	20
Glow wire:	650 °C
Lamp included:	Yes
LED type:	Power LED
Overall power:	4 W
Appliance flow:	533 lm
Nominal duration:	50.000 L80 B20
Color temperature:	4000 K
Color rendering index:	>90
Color consistency:	3 SDCM



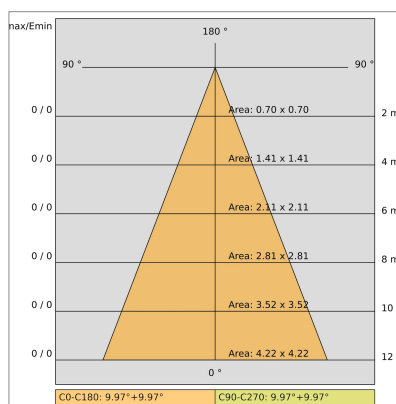
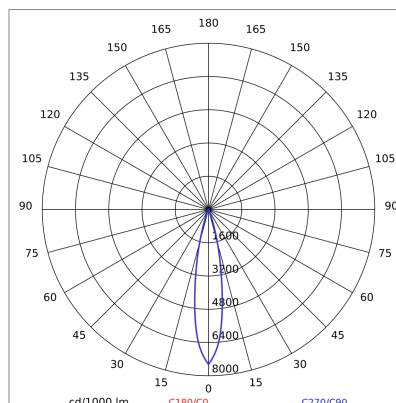
## NOTES

On request:

TECHNICAL DRAWING



PHOTOMETRIC CURVES



DRIVER

645732

6W to 42W 150/1050mA IP20 ON-OFF Driver



646777

DALI+PUSH DIM driver - 42W IP20- 150mA=1050mA



## COMPANY

Side Spa has always been a benchmark in the manufacturing industry for its constant focus on product quality, assembly and sustainability of its items. The company is distinguished by its dedication to offering customers the highest quality products that meet needs and exceed expectations.

Side Spa pays the utmost attention to the quality of its products. Each stage of production undergoes rigorous quality control to ensure that only first-class items reach the market. By using high-quality materials and adopting state-of-the-art manufacturing processes, the company is able to offer products that stand the test of time and maintain their performance over the years. Quality is a top priority for Side Spa, which strives to meet the highest standards of excellence.