



FEATURES

Intended Use:	Indoor, HORTICULTURAL
Installation:	Track Mounting
Fixing:	Electrical adapter for rail mounting
Body/Structure:	Die-cast aluminum body EN AB-47100
Painting:	Interior polyester powder coating
Finish:	Black
Reflector/Optics:	99.8% pure aluminum reflector - Adjustable optics
Glass/Screen:	Clear tempered glass
Driver:	Driver built into the electrical adapter for track mounting, stabilized output 900mA

TECHNICAL DATA

Tension:	220-240V 50/60Hz
Beam:	Symmetric concentrating spot 60°
Current:	700mA
Insulation class:	2
Weight:	1.1 kg
IP grade:	20
Glow wire:	850 °C
Lamp included:	Yes
LED type:	COB LED
Overall power:	27 W
Appliance flow:	3483 lm
Nominal duration:	50.000 ore L900 B20
Color temperature:	5700 K
Color rendering index:	> 90
Color consistency:	3 SDCM

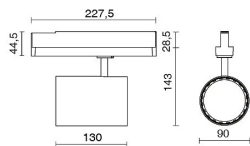
LIGHT SOURCE: 1 x 24W 4093.1lm



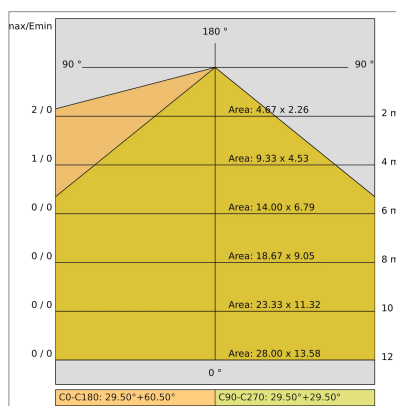
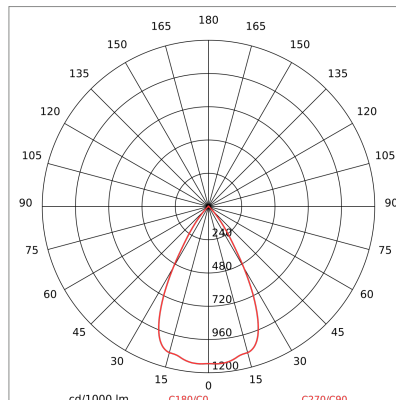
NOTES

by request: food and dali

TECHNICAL DRAWING



PHOTOMETRIC CURVES



ACCESSORIES

Supporto HC
 Support for compatible rails for associated BEND and STILO products.

COMPANY

Side Spa has always been a benchmark in the manufacturing industry for its constant focus on product quality, assembly and sustainability of its items. The company is distinguished by its dedication to offering customers the highest quality products that meet needs and exceed expectations.

Side Spa pays the utmost attention to the quality of its products. Each stage of production undergoes rigorous quality control to ensure that only first-class items reach the market. By using high-quality materials and adopting state-of-the-art manufacturing processes, the company is able to offer products that stand the test of time and maintain their performance over the years. Quality is a top priority for Side Spa, which strives to meet the highest standards of excellence.