

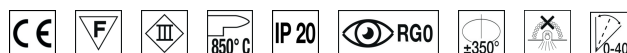
FEATURES

Intended Use:	Interior
Installation:	Recessed Ceiling
Recessed hole:	ø 95 mm
Fixing:	Steel springs
Body/Structure:	Sheet steel body
Painting:	Interior polyester powder coating
Finish:	Black
Reflector/Optics:	99.8% pure aluminum reflector - Adjustable optics
Driver:	Not included; must be ordered separately

TECHNICAL DATA

Beam:	Concentric symmetrical 20°
Current:	350mA
Insulation class:	3
Weight:	0.9 kg
Glow wire:	850 °C
Lamp included:	Yes
LED type:	COB LED
Overall power:	11.5 W
Appliance flow:	985 lm
Nominal duration:	50.000 (h) L90 B10
Color temperature:	3000 K
Color rendering index:	> 90
Color consistency:	3 SDCM

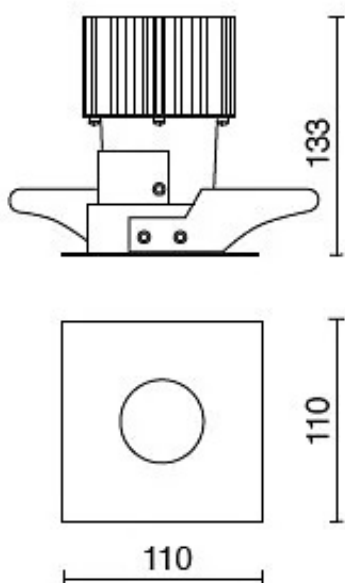
LIGHT SOURCE: 1 x LED 11.50W 1970lm



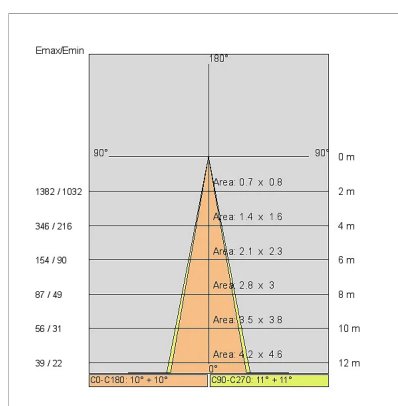
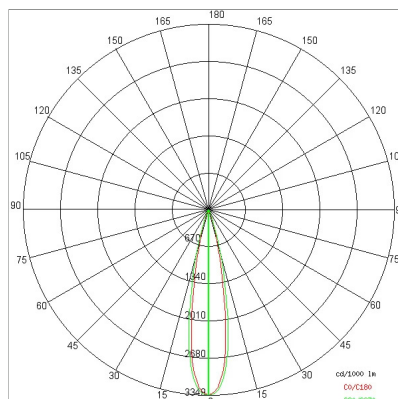
NOTES

On request: IP44 version and led with 2700K COLOR temperature

TECHNICAL DRAWING



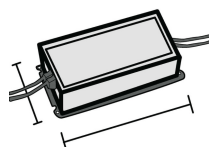
PHOTOMETRIC CURVES



DRIVER

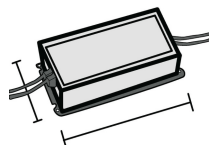
644759-1

15W 350mA IP20 ON-OFF Driver



646777

DALI+PUSH DIM driver - 42W IP20- 150mA+1050mA



ACCESSORIES



EMERGENCY version adding KIT

INV 1052

INV 1052-3

COMPANY

Side Spa has always been a benchmark in the manufacturing industry for its constant focus on product quality, assembly and sustainability of its items. The company is distinguished by its dedication to offering customers the highest quality products that meet needs and exceed expectations.

Side Spa pays the utmost attention to the quality of its products. Each stage of production undergoes rigorous quality control to ensure that only first-class items reach the market. By using high-quality materials and adopting state-of-the-art manufacturing processes, the company is able to offer products that stand the test of time and maintain their performance over the years. Quality is a top priority for Side Spa, which strives to meet the highest standards of excellence.