



## FEATURES

Intended Use:	Interior
Installation:	Recessed Ceiling
Recessed hole:	ø 98x98 mm
Body/Structure:	Sheet steel body
Painting:	Interior polyester powder coating
Finish:	White
Reflector/Optics:	Adjustable optics +/-20
Glass/Screen:	Polycarbonate reflector for LED
Driver:	Not included; must be ordered separately

## TECHNICAL DATA

Beam:	Concentric symmetrical 25°
Current:	350mA
Insulation class:	3
Weight:	0.6 kg
IP grade:	20
Glow wire:	850 °C
Lamp included:	Yes
LED type:	COB LED
Overall power:	12.9 W
Appliance flow:	1430 lm
Nominal duration:	50.000 ore L80 B20
Color temperature:	3000 K
Color rendering index:	>90
Color consistency:	3 SDCM

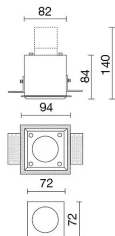
LIGHT SOURCE: 1 x LED 12.90W 1430lm



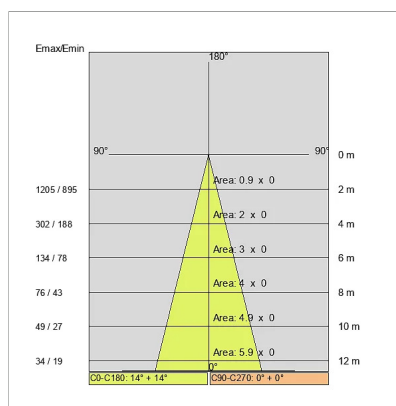
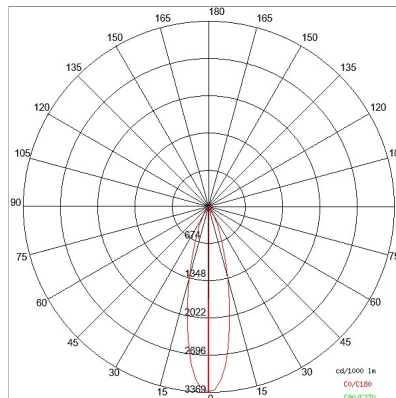
## NOTES

photometry referred to an optical compartment

**TECHNICAL DRAWING**



**PHOTOMETRIC CURVES**



**DRIVER**

644759-1

15W 350mA IP20 ON-OFF Driver




646777

DALI+PUSH DIM driver - 42W IP20- 150mA=1050mA




**ACCESSORIES**



Glass diffuser for single lamp

3035



Glass diffuser for bilamp

3036

## COMPANY

Side Spa has always been a benchmark in the manufacturing industry for its constant focus on product quality, assembly and sustainability of its items. The company is distinguished by its dedication to offering customers the highest quality products that meet needs and exceed expectations.

Side Spa pays the utmost attention to the quality of its products. Each stage of production undergoes rigorous quality control to ensure that only first-class items reach the market. By using high-quality materials and adopting state-of-the-art manufacturing processes, the company is able to offer products that stand the test of time and maintain their performance over the years. Quality is a top priority for Side Spa, which strives to meet the highest standards of excellence.