



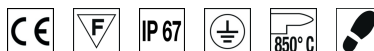
## FEATURES

Intended Use:	Exteriors
Installation:	Ground Recessed
Body/Structure:	Body made of extruded aluminum - Frame/Ring and wall formwork made of stainless steel.
Painting:	Anodized
Finish:	Satin stainless steel
Reflector/Optics:	LED lens in methacrylate
Glass/Screen:	Tempered frosted glass
Driver:	LED driver, 12Vdc output

## TECHNICAL DATA

Tension:	220-240V 50/60Hz
Beam:	Symmetrical diffusing
Insulation class:	1
Weight:	3.4 kg
IP grade:	67
Grade IK:	9
Drive-over:	Yes
Static load:	500 kg
Glass temperature:	32 °C
Glow wire:	850 °C
Lamp included:	Yes
LED type:	SMD LED
Overall power:	2.5 W
Appliance flow:	46 lm
Nominal duration:	25000
Color temperature:	3000 K
Color rendering index:	>70
Color consistency:	5 SDCM

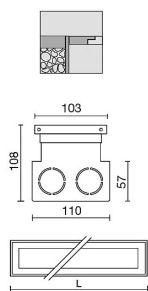
LIGHT SOURCE: 1 x LED 24.00W 1400lm



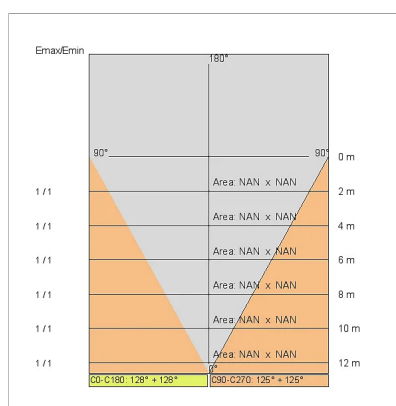
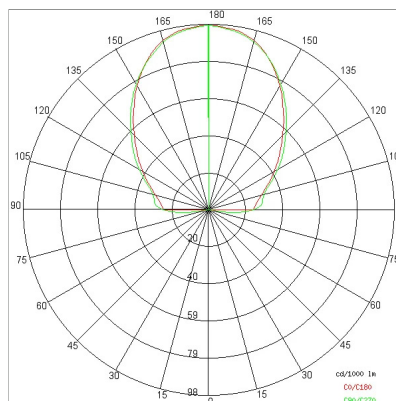
## NOTES

Maximum nighttime ambiance temperature when the fitting is on not exceeding 50°C  
Minimum nighttime ambiance temperature when the fitting is on not lower than -20°C  
Maximum daytime ambiance temperature when the fitting is off not exceeding 60°C

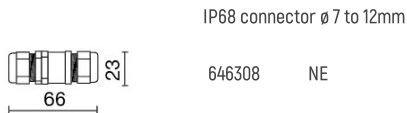
TECHNICAL DRAWING



PHOTOMETRIC CURVES



ACCESSORIES



646308 NE

COMPANY

Side Spa has always been a benchmark in the manufacturing industry for its constant focus on product quality, assembly and sustainability of its items. The company is distinguished by its dedication to offering customers the highest quality products that meet needs and exceed expectations.

Side Spa pays the utmost attention to the quality of its products. Each stage of production undergoes rigorous quality control to ensure that only first-class items reach the market. By using high-quality materials and adopting state-of-the-art manufacturing processes, the company is able to offer products that stand the test of time and maintain their performance over the years. Quality is a top priority for Side Spa, which strives to meet the highest standards of excellence.