

INDOOR > WALL - CEILING - SUSPENSION > ELISEO PARETE



FEATURES

Intended Use:	Interior
Installation:	Wall Mounting
Body/Structure:	Body made of extruded aluminum - Heads made of thermoplastic material
Painting:	Interior polyester powder coating
Finish:	White
Glass/Screen:	Opal polycarbonate diffuser screen
Driver:	Integrated driver for LED, 500mA dc stabilized output

TECHNICAL DATA

Tension:	220-240V
Beam:	Symmetrical diffusing
Current:	{500mA}
Insulation class:	1
Weight:	2.3 kg
IP grade:	40
Glow wire:	850 °C
Lamp included:	Yes
LED type:	SMD LED
Overall power:	37.6 W
Appliance flow:	3211 lm
Nominal duration:	50.000 L80 B10
Color temperature:	3000 K
Color rendering index:	>90
Color consistency:	3 SDCM

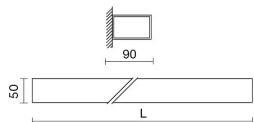
LIGHT SOURCE: 2 x 16.8W 2924lm



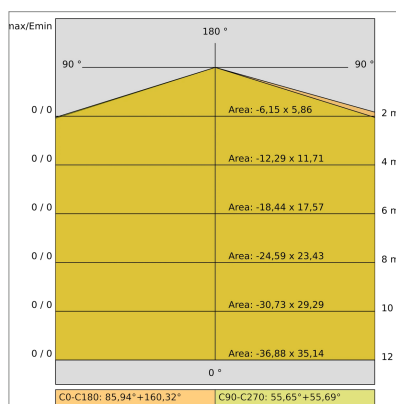
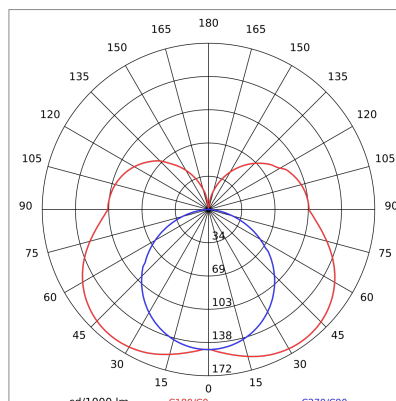
NOTES

dimension l = 1202mm.

TECHNICAL DRAWING



PHOTOMETRIC CURVES



COMPANY

Side Spa has always been a benchmark in the manufacturing industry for its constant focus on product quality, assembly and sustainability of its items. The company is distinguished by its dedication to offering customers the highest quality products that meet needs and exceed expectations.

Side Spa pays the utmost attention to the quality of its products. Each stage of production undergoes rigorous quality control to ensure that only first-class items reach the market. By using high-quality materials and adopting state-of-the-art manufacturing processes, the company is able to offer products that stand the test of time and maintain their performance over the years. Quality is a top priority for Side Spa, which strives to meet the highest standards of excellence.