

FEATURES

L. 1000mm - beam controlled

Intended Use:	Interior
Installation:	Suspension
Fixing:	Funi-Tige
Body/Structure:	Body made of extruded aluminum - Heads made of thermoplastic material
Painting:	Interior polyester powder coating
Finish:	White
Reflector/Optics:	LED lens in methacrylate
Glass/Screen:	Polycarbonate reflector for LED
Driver:	Integrated driver for LED, 500mA dc stabilized output

TECHNICAL DATA

Tension:	220-240V 50/60Hz
Beam:	Controlled 25x35°
Current:	500mA
Insulation class:	1
Weight:	2,15 kg
IP grade:	20
Glow wire:	650 °C
Lamp included:	Yes
LED type:	Power LED
Overall power:	21 W
Appliance flow:	1518 lm
Nominal duration:	50.000 (h) L90 B50
Color temperature:	4000 K
Color rendering index:	>90
Color consistency:	3 SDCM

LIGHT SOURCE: 4 x LED 4.50W 470lm




NOTES


STILO headlamps and suspension kit not included.

On request fitting for in line installation

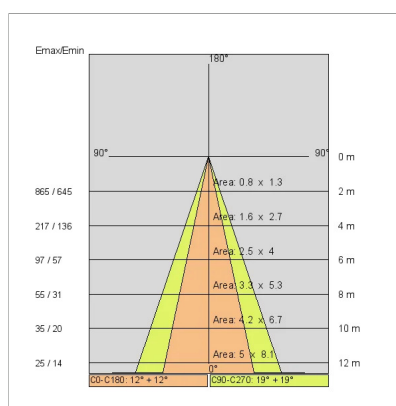
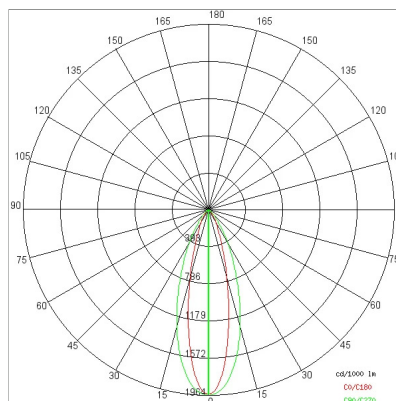
Cod..../FC same price standard version (cable added)



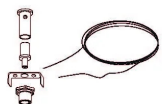
TECHNICAL DRAWING



PHOTOMETRIC CURVES



ACCESSORIES



Kit tige with rosette for suspension mounting L:3000mm

COMPANY

Side Spa has always been a benchmark in the manufacturing industry for its constant focus on product quality, assembly and sustainability of its items. The company is distinguished by its dedication to offering customers the highest quality products that meet needs and exceed expectations.

Side Spa pays the utmost attention to the quality of its products. Each stage of production undergoes rigorous quality control to ensure that only first-class items reach the market. By using high-quality materials and adopting state-of-the-art manufacturing processes, the company is able to offer products that stand the test of time and maintain their performance over the years. Quality is a top priority for Side Spa, which strives to meet the highest standards of excellence.