



FEATURES

Intended Use:	Interior
Installation:	Suspension
Fixing:	Suspension system with steel rope(s) L=3100 mm and micrometric adjustment
Body/Structure:	Body made of extruded aluminum - Heads made of thermoplastic material
Painting:	Interior polyester powder coating
Finish:	White
Glass/Screen:	Polycarbonate prismatic diffuser screen
Driver:	Integrated driver for LED, 24Vdc output

TECHNICAL DATA

Tension:	220-240V 50/60Hz
Beam:	Symmetrical diffusing 120°
Current:	24Vdc
Insulation class:	1
Weight:	3,4 kg
IP grade:	40
Glow wire:	650 °C
Lamp included:	Yes
LED type:	SMD LED
Overall power:	37 W
Appliance flow:	3072 lm
Nominal duration:	50.000 (h) L80 B20
Color temperature:	4000 K
Color rendering index:	>90
Color consistency:	3 SDCM




NOTES

On request: power increased max 36 Led L 1560mm

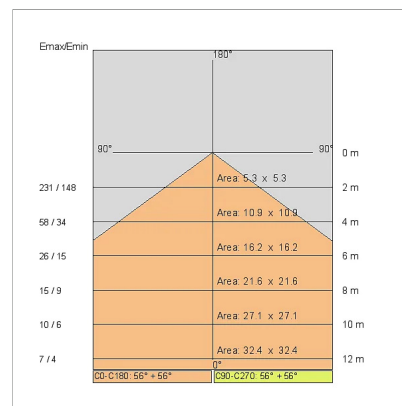
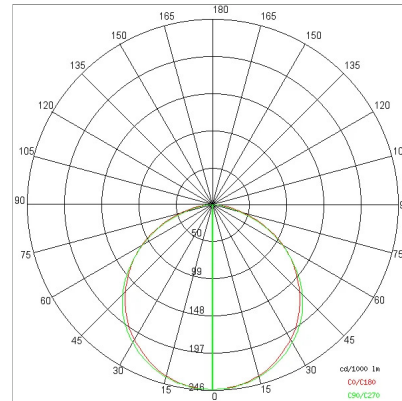
3743-LBN-S

INDOOR > CONTROLLED LIGHT > TRAIL SOSPENSIONE

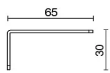
TECHNICAL DRAWING



PHOTOMETRIC CURVES



ACCESSORIES



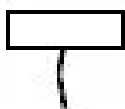
wall mount kit

3194

Adapter for 3-phase track (already mounted on the device)



3193



Rosette

168 BR

169 NR

165 BR

166 NR

COMPANY

Side Spa has always been a benchmark in the manufacturing industry for its constant focus on product quality, assembly and sustainability of its items. The company is distinguished by its dedication to offering customers the highest quality products that meet needs and exceed expectations.

Side Spa pays the utmost attention to the quality of its products. Each stage of production undergoes rigorous quality control to ensure that only first-class items reach the market. By using high-quality materials and adopting state-of-the-art manufacturing processes, the company is able to offer products that stand the test of time and maintain their performance over the years. Quality is a top priority for Side Spa, which strives to meet the highest standards of excellence.