



FEATURES

Intended Use:	Interior
Installation:	Suspension
Fixing:	Suspension system with steel rope(s) L=3100 mm and micrometric adjustment
Body/Structure:	Aluminum sheet metal body and aluminum die-cast optical compartment EN AB-47100.
Painting:	Interior polyester powder coating
Finish:	Black
Reflector/Optics:	99.8% pure aluminum reflector
Glass/Screen:	Clear tempered glass
Driver:	Integrated power supply for LED, stabilized output 1050mA dc

TECHNICAL DATA

Tension:	220-240V 50/60Hz
Beam:	Symmetrical diffusing 60°
Current:	1050mA
Insulation class:	1
Weight:	2.2 kg
IP grade:	20
Glow wire:	850 °C
Lamp included:	Yes
LED type:	COB LED
Overall power:	41 W
Appliance flow:	4688 lm
Nominal duration:	50.000 (h)
Color temperature:	3000 K
Color rendering index:	>90
Color consistency:	3 SDCM

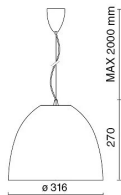
LIGHT SOURCE: 1 x LED 37.00W 5300lm



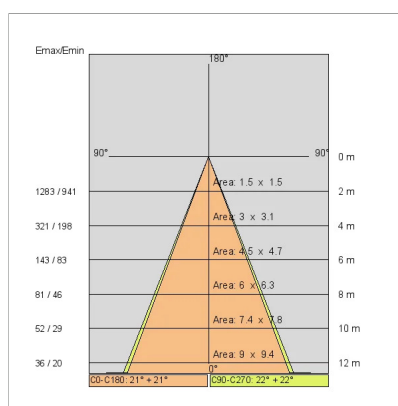
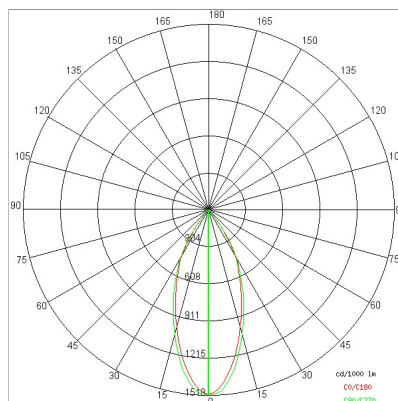
NOTES

On request: sitrack track adapter
 On request: led with 2700k color temperature.
 On request: fabric power cord in two different colors:
 cod.643000 (WHITE)
 cod.613750 (BLACK)

TECHNICAL DRAWING



PHOTOMETRIC CURVES



ACCESSORIES

COMPANY

Side Spa has always been a benchmark in the manufacturing industry for its constant focus on product quality, assembly and sustainability of its items. The company is distinguished by its dedication to offering customers the highest quality products that meet needs and exceed expectations.

Side Spa pays the utmost attention to the quality of its products. Each stage of production undergoes rigorous quality control to ensure that only first-class items reach the market. By using high-quality materials and adopting state-of-the-art manufacturing processes, the company is able to offer products that stand the test of time and maintain their performance over the years. Quality is a top priority for Side Spa, which strives to meet the highest standards of excellence.