


INDOOR > WALL - CEILING - SUSPENSION > DROP 30S



FEATURES

| | |
|-------------------|--|
| Intended Use: | Interior |
| Installation: | Suspension |
| Fixing: | Suspension system by supply cable 2x0.75mm ² - L = 2000mm |
| Body/Structure: | Extruded aluminum body |
| Painting: | Interior polyester powder coating |
| Finish: | Black |
| Reflector/Optics: | 99.8% pure aluminum reflector |
| Driver: | Integrated driver for LED, 500mA dc stabilized output |

TECHNICAL DATA

| | |
|------------------------|----------------------------|
| Tension: | 220-240V 50/60Hz |
| Beam: | Concentric symmetrical 15° |
| Current: | 500mA |
| Insulation class: | 2 |
| Weight: | 1.37 kg |
| IP grade: | 20 |
| Glow wire: | 650 °C |
| Lamp included: | Yes |
| LED type: | COB LED |
| Overall power: | 20 W |
| Appliance flow: | 2122 lm |
| Nominal duration: | 50.000(h)L90 B20 |
| Color temperature: | 3000 K |
| Color rendering index: | > 90 |
| Color consistency: | 3 SDCM |

LIGHT SOURCE: 1 x LED 17.00W 2345lm



NOTES

H= 300 mm

Optional: Fabric power cord in two different colors:

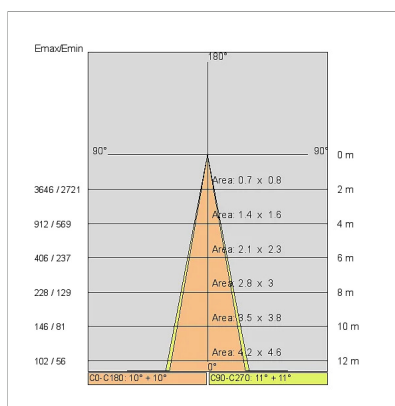
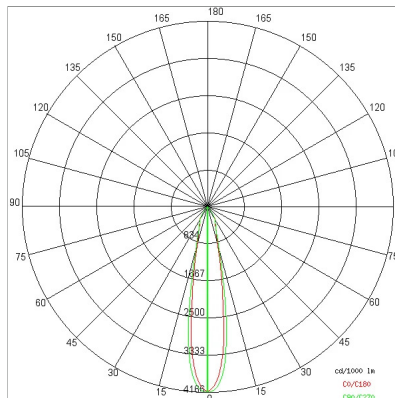
cod.643000 (WHITE)

cod.613750 (BLACK)

TECHNICAL DRAWING



PHOTOMETRIC CURVES



COMPANY

Side Spa has always been a benchmark in the manufacturing industry for its constant focus on product quality, assembly and sustainability of its items. The company is distinguished by its dedication to offering customers the highest quality products that meet needs and exceed expectations.

Side Spa pays the utmost attention to the quality of its products. Each stage of production undergoes rigorous quality control to ensure that only first-class items reach the market. By using high-quality materials and adopting state-of-the-art manufacturing processes, the company is able to offer products that stand the test of time and maintain their performance over the years. Quality is a top priority for Side Spa, which strives to meet the highest standards of excellence.