



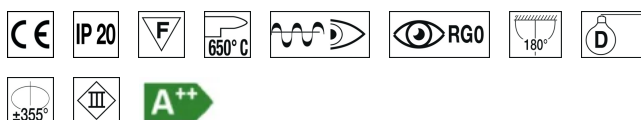
FEATURES

Intended Use:	Interior
Installation:	M-System rail mounting
Fixing:	M-System adapter for mounting in "M-System" track, operating at very low voltage
Body/Structure:	Aluminum body
Painting:	Interior polyester powder coating
Finish:	Black
Reflector/Optics:	PMMA LED Lens
Driver:	Driver built into the electrical adapter for track mounting, 350mA stabilized output

TECHNICAL DATA

Beam:	Symmetrical diffusing 30°
Insulation class:	3
Weight:	0.15 kg
IP grade:	20
Glow wire:	650 °C
Lamp included:	Yes
LED type:	Power LED
Overall power:	5.5 W
Appliance flow:	433 lm
Nominal duration:	50.000 L80 B20
Color temperature:	3000 K
Color rendering index:	>80
Color consistency:	3 SDCM

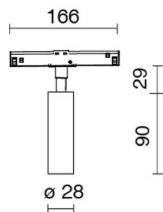
LIGHT SOURCE: 1 x LED 4.50W 540lm



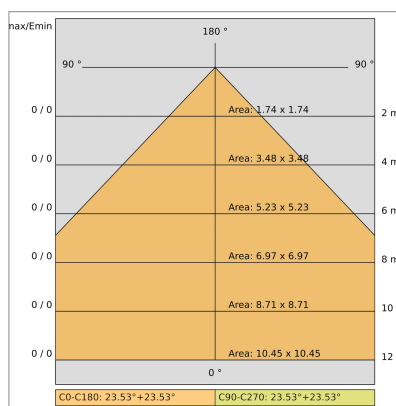
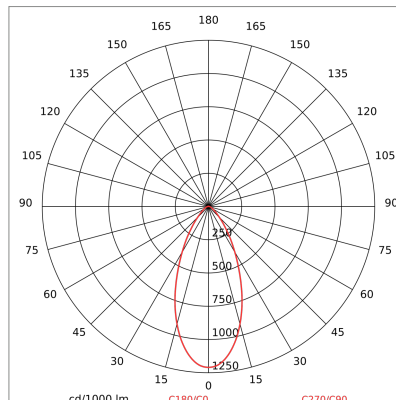
NOTES

On request: Body version with sloping eyelid On request: RAL colors

TECHNICAL DRAWING



PHOTOMETRIC CURVES



COMPANY

Side Spa has always been a benchmark in the manufacturing industry for its constant focus on product quality, assembly and sustainability of its items. The company is distinguished by its dedication to offering customers the highest quality products that meet needs and exceed expectations.

Side Spa pays the utmost attention to the quality of its products. Each stage of production undergoes rigorous quality control to ensure that only first-class items reach the market. By using high-quality materials and adopting state-of-the-art manufacturing processes, the company is able to offer products that stand the test of time and maintain their performance over the years. Quality is a top priority for Side Spa, which strives to meet the highest standards of excellence.