



FEATURES

Intended Use:	Interior
Installation:	Suspension
Fixing:	Suspension system with steel rope(s) L=3100 mm and micrometric adjustment
Body/Structure:	Aluminum sheet metal body and aluminum die-cast optical compartment EN AB-47100.
Painting:	Interior polyester powder coating
Finish:	Black
Reflector/Optics:	99.8% pure aluminum reflector
Driver:	Integrated driver for LED, 1200mA dc stabilized output

TECHNICAL DATA

Tension:	220-240V 50/60Hz
Beam:	Symmetrical diffusing 90°
Current:	1200mA
Insulation class:	1
Weight:	8 kg
IP grade:	20
Glow wire:	850 °C
Lamp included:	Yes
LED type:	COB LED
Overall power:	41 W
Appliance flow:	5679 lm
Nominal duration:	50.000 (h)
Color temperature:	4000 K
Color rendering index:	>90
Color consistency:	3 SDCM

LIGHT SOURCE: 1 x LED 43.50W 6340lm



NOTES

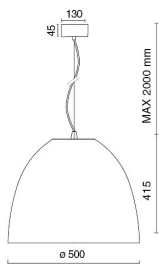
On request: sitrack rail adapter.

On request: fabric power cord in two different colors:

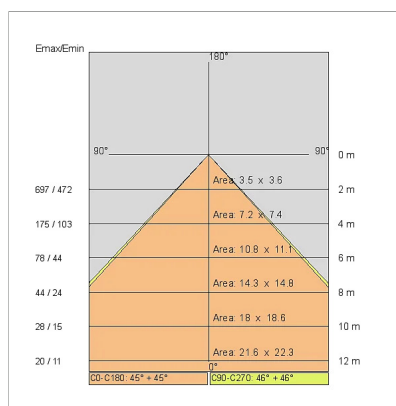
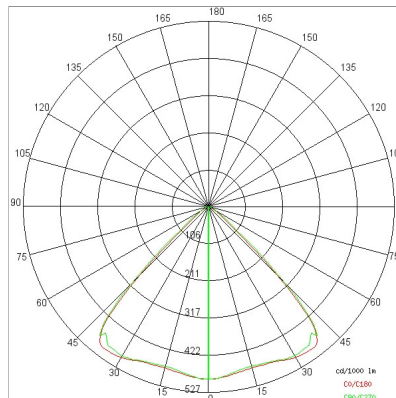
cod.643000 (WHITE)

cod.613750 (BLACK) On request: led with color temperature 2700k

TECHNICAL DRAWING



PHOTOMETRIC CURVES



COMPANY

Side Spa has always been a benchmark in the manufacturing industry for its constant focus on product quality, assembly and sustainability of its items. The company is distinguished by its dedication to offering customers the highest quality products that meet needs and exceed expectations.

Side Spa pays the utmost attention to the quality of its products. Each stage of production undergoes rigorous quality control to ensure that only first-class items reach the market. By using high-quality materials and adopting state-of-the-art manufacturing processes, the company is able to offer products that stand the test of time and maintain their performance over the years. Quality is a top priority for Side Spa, which strives to meet the highest standards of excellence.