

FEATURES

| | |
|-----------------|---|
| Intended Use: | Interior |
| Installation: | Suspension |
| Fixing: | Suspension system with steel rope(s) L=3100 mm and micrometric adjustment |
| Body/Structure: | Extruded aluminum body |
| Painting: | Anodized |
| Finish: | Brushed aluminum |
| Glass/Screen: | Opal polycarbonate diffuser screen |
| Driver: | Integrated driver for LED, 350mA dc stabilized output |

TECHNICAL DATA

| | |
|------------------------|-----------------------|
| Tension: | 220-240V 50/60Hz |
| Beam: | Symmetrical diffusing |
| Current: | 350mA |
| Insulation class: | 1 |
| Weight: | 4 kg |
| IP grade: | 20 |
| Glow wire: | 650 °C |
| Lamp included: | Yes |
| LED type: | SMD LED |
| Overall power: | 29.2 W |
| Appliance flow: | 2466 lm |
| Nominal duration: | 50.000 ore L80 B21 |
| Color temperature: | 4000 K |
| Color rendering index: | >90 |
| Color consistency: | 3 SDCM |

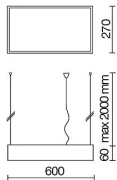
LIGHT SOURCE: 4 x LED 6.30W 907lm



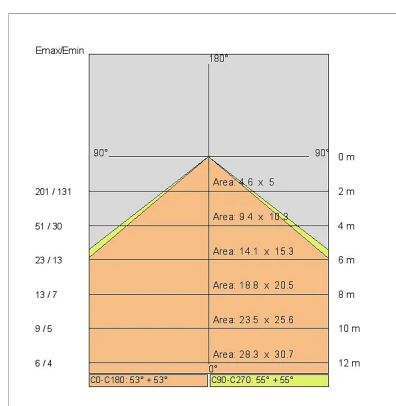
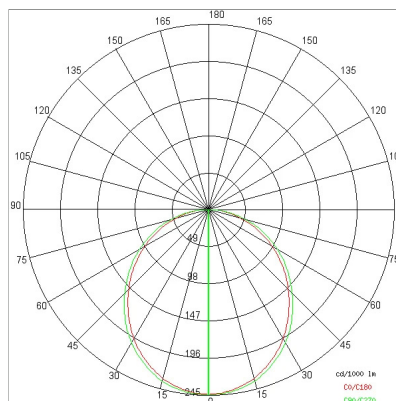
NOTES

Optional: Fabric power cord in two different colors:
 cod.643000 (WHITE)
 cod.613750 (BLACK)

TECHNICAL DRAWING



PHOTOMETRIC CURVES



COMPANY

Side Spa has always been a benchmark in the manufacturing industry for its constant focus on product quality, assembly and sustainability of its items. The company is distinguished by its dedication to offering customers the highest quality products that meet needs and exceed expectations.

Side Spa pays the utmost attention to the quality of its products. Each stage of production undergoes rigorous quality control to ensure that only first-class items reach the market. By using high-quality materials and adopting state-of-the-art manufacturing processes, the company is able to offer products that stand the test of time and maintain their performance over the years. Quality is a top priority for Side Spa, which strives to meet the highest standards of excellence.