



FEATURES

Intended Use:	Exteriors
Installation:	Ground Recessed
Body/Structure:	Extruded aluminum body-Stainless steel heads.
Painting:	Anodized
Finish:	Anodized aluminum
Reflector/Optics:	LED lens in methacrylate
Glass/Screen:	Transparent tempered glass
Driver:	Remote driver 220-240V output 24Vdc - IP67

TECHNICAL DATA

Tension:	220-240V 50/60Hz
Beam:	Symmetrical diffusing 10°
Insulation class:	3
Weight:	3,4 kg
IP grade:	67
Grade IK:	09
Drive-over:	Yes
Static load:	500 kg
Glass temperature:	38 °C
Glow wire:	650 °C
Lamp included:	Yes
Overall power:	16 W
Appliance flow:	900 lm
Nominal duration:	50000
Color temperature:	3000 K
Color rendering index:	>90

LIGHT SOURCE: 1 x LED 7.00W 600lm



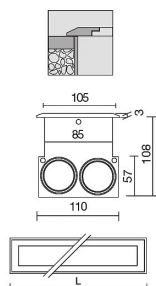
NOTES

On request: 40° beam

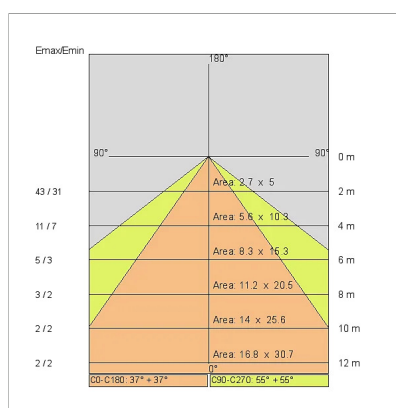
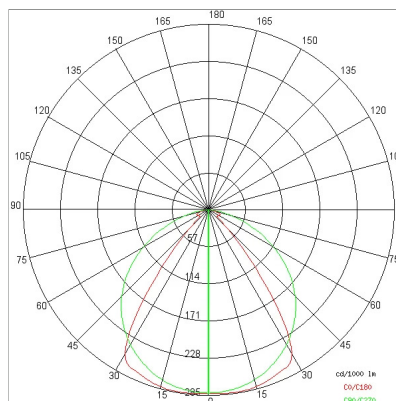
On request:

Maximum nighttime ambient temperature when the fitting is on not exceeding 50°C
Minimum nighttime ambient temperature when the fitting is on not lower than -20°C
Maximum daytime ambient temperature when the fitting is off not exceeding 60°C

TECHNICAL DRAWING

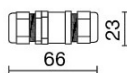


PHOTOMETRIC CURVES



ACCESSORIES

IP68 connector \varnothing 7 to 12mm



646308 NE

COMPANY

Side Spa has always been a benchmark in the manufacturing industry for its constant focus on product quality, assembly and sustainability of its items. The company is distinguished by its dedication to offering customers the highest quality products that meet needs and exceed expectations.

Side Spa pays the utmost attention to the quality of its products. Each stage of production undergoes rigorous quality control to ensure that only first-class items reach the market. By using high-quality materials and adopting state-of-the-art manufacturing processes, the company is able to offer products that stand the test of time and maintain their performance over the years. Quality is a top priority for Side Spa, which strives to meet the highest standards of excellence.