



FEATURES

Intended Use:	Interior
Installation:	Ceiling/wall Mounting
Body/Structure:	Extruded aluminum component compartment body and die-cast aluminum optical compartment
Painting:	Interior polyester powder coating
Finish:	Black
Reflector/Optics:	LED lens made of methacrylate - Adjustable optics
Driver:	Integrated driver for LED, 500mA dc stabilized output

TECHNICAL DATA

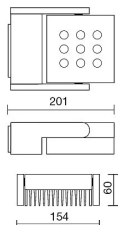
Tension:	220-240V 50/60Hz
Beam:	Symmetrical diffusing 60°
Current:	500mA
Insulation class:	1
Weight:	1.7 kg
IP grade:	40
Glow wire:	850 °C
Lamp included:	Yes
LED type:	Power LED
Overall power:	16.4 W
Appliance flow:	1278 lm
Nominal duration:	50000 L80 B50
Color temperature:	3000 K
Color rendering index:	>90
Color consistency:	3 SDCM

LIGHT SOURCE: 1 x LED 14.40W 1280lm

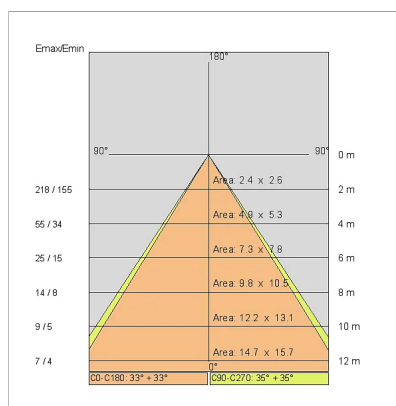
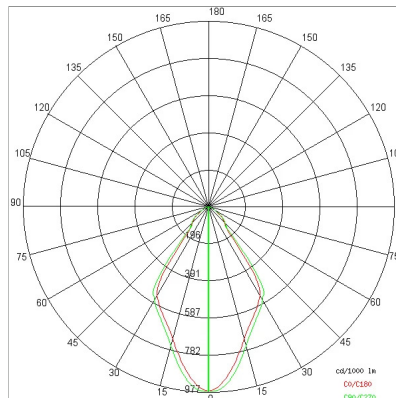


NOTES

TECHNICAL DRAWING



PHOTOMETRIC CURVES



COMPANY

Side Spa has always been a benchmark in the manufacturing industry for its constant focus on product quality, assembly and sustainability of its items. The company is distinguished by its dedication to offering customers the highest quality products that meet needs and exceed expectations.

Side Spa pays the utmost attention to the quality of its products. Each stage of production undergoes rigorous quality control to ensure that only first-class items reach the market. By using high-quality materials and adopting state-of-the-art manufacturing processes, the company is able to offer products that stand the test of time and maintain their performance over the years. Quality is a top priority for Side Spa, which strives to meet the highest standards of excellence.