


INDOOR &gt; WALL - CEILING - SUSPENSION &gt; DROP 30S



## FEATURES

Intended Use:	Interior
Installation:	Suspension
Fixing:	Suspension system by supply cable 2x0.75mm <sup>2</sup> - L = 2000mm
Body/Structure:	Extruded aluminum body
Painting:	Interior polyester powder coating
Finish:	Grey
Reflector/Optics:	99.8% pure aluminum reflector
Driver:	Integrated driver for LED, 500mA dc stabilized output

## TECHNICAL DATA

Tension:	220-240V 50/60Hz
Beam:	Concentric symmetrical 15°
Current:	500mA
Insulation class:	2
Weight:	1.37 kg
IP grade:	20
Glow wire:	650 °C
Lamp included:	Yes
LED type:	COB LED
Overall power:	20 W
Appliance flow:	2248 lm
Nominal duration:	50.000(h)L90 B20
Color temperature:	4000 K
Color rendering index:	> 90
Color consistency:	3 SDCM

LIGHT SOURCE: 1 x LED 17.00W 2530lm



## NOTES

H= 300 mm

Optional: Fabric power cord in two different colors:

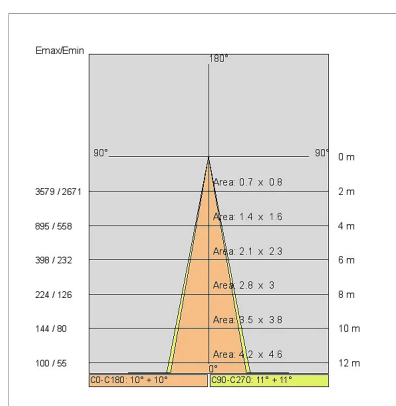
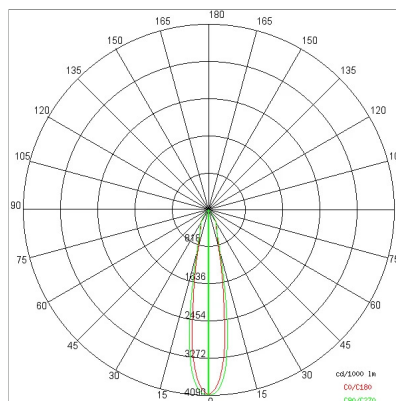
cod.643000 (WHITE)

cod.613750 (BLACK)

TECHNICAL DRAWING



PHOTOMETRIC CURVES



COMPANY

Side Spa has always been a benchmark in the manufacturing industry for its constant focus on product quality, assembly and sustainability of its items. The company is distinguished by its dedication to offering customers the highest quality products that meet needs and exceed expectations.

Side Spa pays the utmost attention to the quality of its products. Each stage of production undergoes rigorous quality control to ensure that only first-class items reach the market. By using high-quality materials and adopting state-of-the-art manufacturing processes, the company is able to offer products that stand the test of time and maintain their performance over the years. Quality is a top priority for Side Spa, which strives to meet the highest standards of excellence.