



## FEATURES

Intended Use:	Interior
Installation:	Suspension fixing
Fixing:	Suspension system with steel rope(s) L=3100 mm and micrometric adjustment
Body/Structure:	Painted extruded aluminum frame
Painting:	Polyester powder coating
Finish:	White
Glass/Screen:	Opal polycarbonate screen,
Driver:	Integrated

## TECHNICAL DATA

Tension:	220/240V
Beam:	Direct indirect 15 - 25 - 45°
Current:	500mA
Insulation class:	1
Weight:	3.00 kg
IP grade:	20
Glow wire:	650° °C
Lamp included:	Yes
Overall power:	35.62 W
Appliance flow:	2562 lm
Nominal duration:	50.000 (h) L80 B20
Color temperature:	3000 K
Color rendering index:	>90
Color consistency:	3 SDCM

LIGHT SOURCE: 2 x LED 7.160W 890lm  
LIGHT SOURCE: 1 x LED 17.30W 2600lm



## NOTES

l:840mm

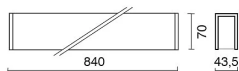
Optional: Fabric power cord in two different colors:

cod.643000 (WHITE)

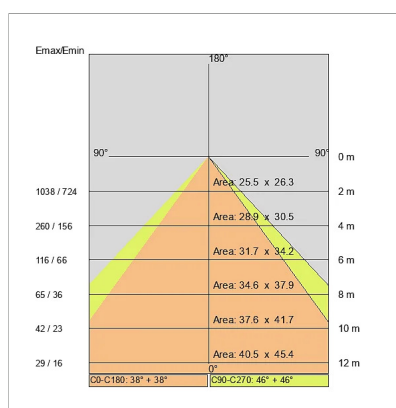
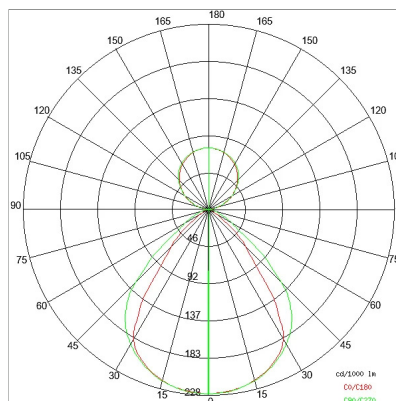
cod.613750 (BLACK)

On request:

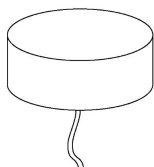
TECHNICAL DRAWING



PHOTOMETRIC CURVES



ACCESSORIES



Rosette for suspension

- 699907 BR KIT suspension cable clamp (rosette)
- 980052 NE

COMPANY

Side Spa has always been a benchmark in the manufacturing industry for its constant focus on product quality, assembly and sustainability of its items. The company is distinguished by its dedication to offering customers the highest quality products that meet needs and exceed expectations.

Side Spa pays the utmost attention to the quality of its products. Each stage of production undergoes rigorous quality control to ensure that only first-class items reach the market. By using high-quality materials and adopting state-of-the-art manufacturing processes, the company is able to offer products that stand the test of time and maintain their performance over the years. Quality is a top priority for Side Spa, which strives to meet the highest standards of excellence.