

INDOOR > WALL - CEILING - SUSPENSION > ELISEO PARETE



## FEATURES

Intended Use:	Interior
Installation:	Wall Mounting
Body/Structure:	Body made of extruded aluminum - Heads made of thermoplastic material
Painting:	Interior polyester powder coating
Finish:	White
Reflector/Optics:	Opal polycarbonate diffuser
Glass/Screen:	Brushed aluminum screen
Driver:	Built-in DALI dimmable driver for LED, stabilized output 500mA dc

## TECHNICAL DATA

Tension:	220-240V 50/60Hz
Beam:	Symmetrical diffusing
Current:	500mA
Insulation class:	1
Weight:	4 kg
IP grade:	40
Glow wire:	850 °C
Lamp included:	Yes
LED type:	SMD LED
Overall power:	29.2 W
Appliance flow:	1753 lm
Nominal duration:	50.000 L80 B20
Color temperature:	4000 K
Color rendering index:	>90
Color consistency:	3 SDCM

LIGHT SOURCE: 1 x 16.8W 3062lm

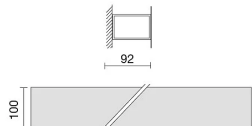
LIGHT SOURCE: 1 x 8.4W 1531lm



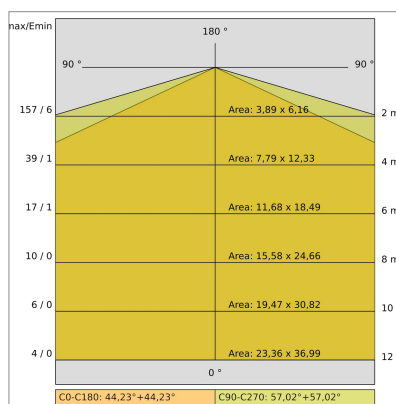
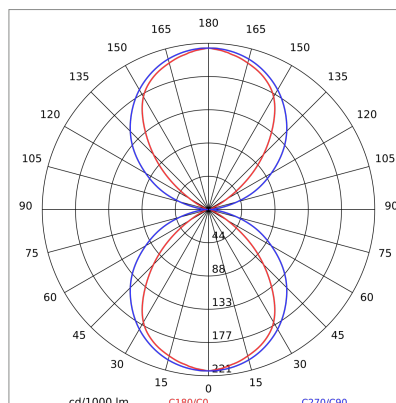
## NOTES

dimension l =1552mm.

TECHNICAL DRAWING



PHOTOMETRIC CURVES



COMPANY

Side Spa has always been a benchmark in the manufacturing industry for its constant focus on product quality, assembly and sustainability of its items. The company is distinguished by its dedication to offering customers the highest quality products that meet needs and exceed expectations.

Side Spa pays the utmost attention to the quality of its products. Each stage of production undergoes rigorous quality control to ensure that only first-class items reach the market. By using high-quality materials and adopting state-of-the-art manufacturing processes, the company is able to offer products that stand the test of time and maintain their performance over the years. Quality is a top priority for Side Spa, which strives to meet the highest standards of excellence.