



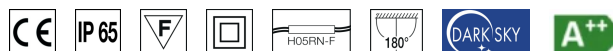
## FEATURES

|                   |   |
|-------------------|---|
| Intended Use:     | Exteriors   |
| Installation:     | Floor/wall/ceiling fixing   |
| Body/Structure:   | Body made of extruded aluminum - Heads made of thermoplastic material |
| Painting:         | Anodized  |
| Finish:           | Anodized aluminum   |
| Reflector/Optics: | LED lens in methacrylate  |
| Glass/Screen:     | Transparent methacrylate diffuser screen                              |
| Driver:           | Integrated driver for LED, 500mA dc stabilized output                 |

## TECHNICAL DATA

|                        |                   |
|------------------------|-------------------|
| Tension:               | 220-240V 50/60Hz  |
| Beam:                  | Elliptical 25x35° |
| Current:               | 500mA             |
| Insulation class:      | 2                 |
| Weight:                | 0.25 kg           |
| IP grade:              | 65                |
| Glow wire:             | 850 °C            |
| Lamp included:         | Yes               |
| LED type:              | Power LED         |
| Overall power:         | 9.5 W             |
| Appliance flow:        | 839 lm            |
| Nominal duration:      | 50000 (h) L90 B50 |
| Color temperature:     | 4000 K            |
| Color rendering index: | >90               |
| Color consistency:     | 5 SDCM            |

LIGHT SOURCE: 1 x LED 8.50W 950lm

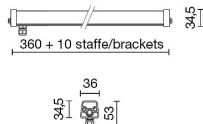


## NOTES

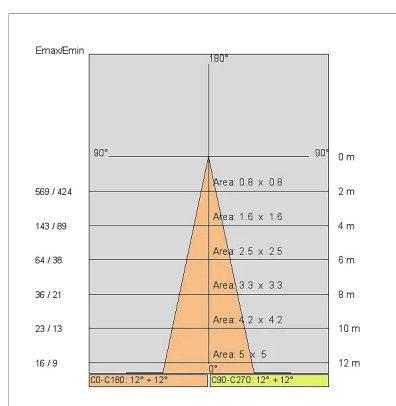
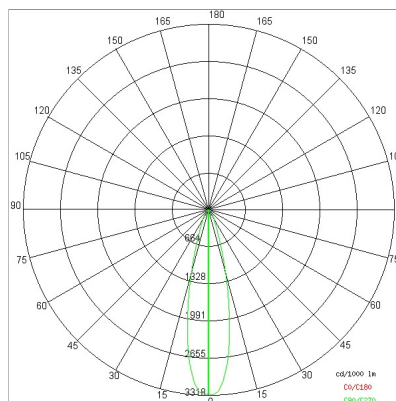
Optional: IP68 watertight connectors for continuous rows  
 max 30 luminaires  
 code .../FC  
 (EXCLUDING 33.5 cm VERSION)

Maximum nighttime ambient temperature when the fitting is on not exceeding 50°C  
 Minimum nighttime ambient temperature when the fitting is on not lower than -20°C  
 Maximum daytime ambient temperature when the fitting is off not exceeding 60°C

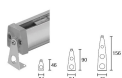
TECHNICAL DRAWING



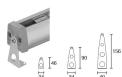
PHOTOMETRIC CURVES



ACCESSORIES



|     |          |                    |
|-----|----------|--------------------|
| 161 | H. 46mm  | (KIT No. 2 pieces) |
| 162 | H. 96mm  | (KIT No. 2 pieces) |
| 163 | H. 156mm | (KIT No. 2 pieces) |



Fixing KIT - n. 2 pieces

|     |          |                    |
|-----|----------|--------------------|
| 161 | H. 46mm  | (KIT No. 2 pieces) |
| 162 | H. 96mm  | (KIT No. 2 pieces) |
| 163 | H. 156mm | (KIT No. 2 pieces) |

COMPANY

Side Spa has always been a benchmark in the manufacturing industry for its constant focus on product quality, assembly and sustainability of its items. The company is distinguished by its dedication to offering customers the highest quality products that meet needs and exceed expectations.

Side Spa pays the utmost attention to the quality of its products. Each stage of production undergoes rigorous quality control to ensure that only first-class items reach the market. By using high-quality materials and adopting state-of-the-art manufacturing processes, the company is able to offer products that stand the test of time and maintain their performance over the years. Quality is a top priority for Side Spa, which strives to meet the highest standards of excellence.