

FEATURES

| | |
|-------------------|--|
| Intended Use: | Interior |
| Installation: | Recessed Ceiling |
| Recessed hole: | ø 82x82 mm |
| Fixing: | Recessed Ceiling |
| Body/Structure: | Sheet steel body |
| Painting: | Interior polyester powder coating |
| Finish: | White |
| Reflector/Optics: | PMMA LED Lens |
| Driver: | Not included; must be ordered separately |

TECHNICAL DATA

| | |
|------------------------|---------------------------|
| Beam: | Symmetrical diffusing 40° |
| Current: | 350mA |
| Insulation class: | 3 |
| Weight: | 0.7 kg |
| IP grade: | 20 |
| Glow wire: | 850 °C |
| Lamp included: | Yes |
| LED type: | COB LED |
| Overall power: | 12.9 W |
| Appliance flow: | 1430 lm |
| Nominal duration: | 50.000 L80 B20 |
| Color temperature: | 4000 K |
| Color rendering index: | >90 |
| Color consistency: | 3 SDCM |

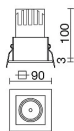
LIGHT SOURCE: 1 x LED 12.90W 1430lm



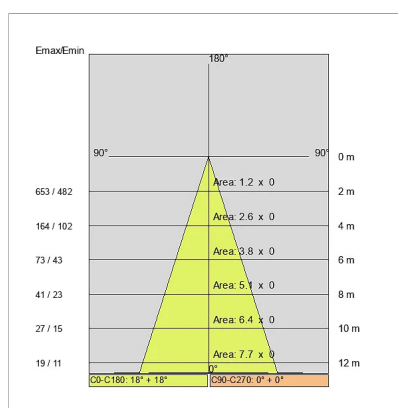
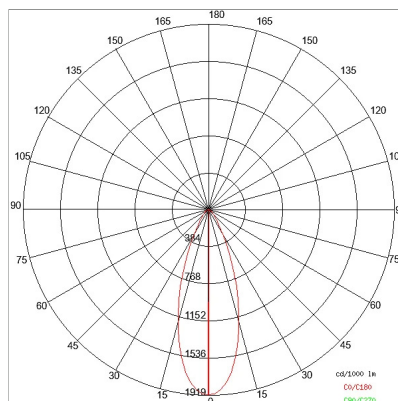
NOTES

On request:

TECHNICAL DRAWING



PHOTOMETRIC CURVES



DRIVER

644759-1

15W 350mA IP20 ON-OFF Driver



646777

DALI+PUSH DIM driver - 42W IP20- 150mA=1050mA



COMPANY

Side Spa has always been a benchmark in the manufacturing industry for its constant focus on product quality, assembly and sustainability of its items. The company is distinguished by its dedication to offering customers the highest quality products that meet needs and exceed expectations.

Side Spa pays the utmost attention to the quality of its products. Each stage of production undergoes rigorous quality control to ensure that only first-class items reach the market. By using high-quality materials and adopting state-of-the-art manufacturing processes, the company is able to offer products that stand the test of time and maintain their performance over the years. Quality is a top priority for Side Spa, which strives to meet the highest standards of excellence.