

FEATURES

Intended Use:	Interior
Installation:	Recessed Ceiling
Recessed hole:	ø 82x82 mm
Fixing:	Recessed Ceiling
Body/Structure:	Sheet steel body
Painting:	Interior polyester powder coating
Finish:	Grey
Reflector/Optics:	PMMA LED Lens
Driver:	Not included; must be ordered separately

TECHNICAL DATA

Beam:	Symmetrical diffusing 40°
Current:	350mA
Insulation class:	3
Weight:	0.7 kg
IP grade:	20
Glow wire:	850 °C
Lamp included:	Yes
LED type:	COB LED
Overall power:	12.9 W
Appliance flow:	1360 lm
Nominal duration:	50.000 L80 B20
Color temperature:	3000 K
Color rendering index:	>90
Color consistency:	3 SDCM

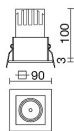
LIGHT SOURCE: 1 x LED 12.90W 1360lm



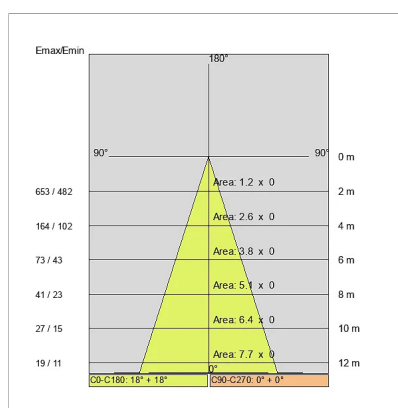
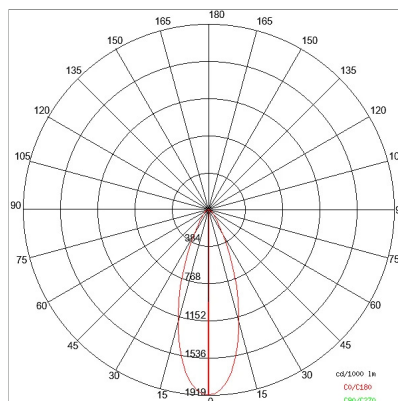
NOTES

On request:

TECHNICAL DRAWING



PHOTOMETRIC CURVES



DRIVER

644759-1

15W 350mA IP20 ON-OFF Driver



646777

DALI+PUSH DIM driver - 42W IP20- 150mA=1050mA



COMPANY

Side Spa has always been a benchmark in the manufacturing industry for its constant focus on product quality, assembly and sustainability of its items. The company is distinguished by its dedication to offering customers the highest quality products that meet needs and exceed expectations.

Side Spa pays the utmost attention to the quality of its products. Each stage of production undergoes rigorous quality control to ensure that only first-class items reach the market. By using high-quality materials and adopting state-of-the-art manufacturing processes, the company is able to offer products that stand the test of time and maintain their performance over the years. Quality is a top priority for Side Spa, which strives to meet the highest standards of excellence.