



FEATURES

Intended Use:	Interior
Installation:	Recessed Ceiling
Recessed hole:	ø 596x140 mm
Fixing:	Steel springs
Body/Structure:	Thermoplastic material body
Finish:	White
Reflector/Optics:	PMMA LED Lens
Driver:	Integrated LED driver, inverter and battery

TECHNICAL DATA

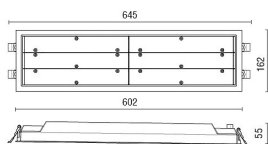
Tension:	220-240V 50/60Hz
Beam:	Symmetrical diffusing FL°
Current:	500mA
Insulation class:	1
Weight:	2.06 kg
IP grade:	40
Glow wire:	850 °C
Lamp included:	Yes
LED type:	SMD LED
Overall power:	47.5 W
Appliance flow:	6898 lm
Nominal duration:	50.000 (h)L80 B20
Color temperature:	3000 K
Color rendering index:	>90
Color consistency:	3 SDCM

LIGHT SOURCE: 3 x LED 14.50W 2340lm

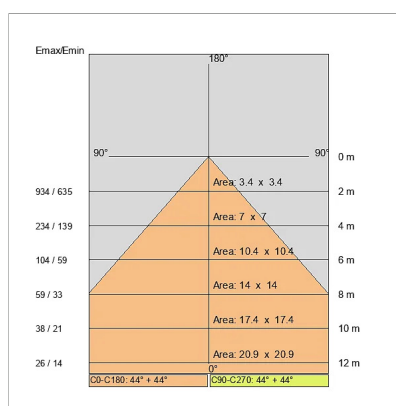
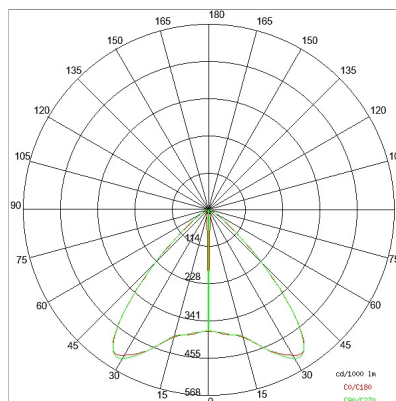


NOTES

TECHNICAL DRAWING



PHOTOMETRIC CURVES



COMPANY

Side Spa has always been a benchmark in the manufacturing industry for its constant focus on product quality, assembly and sustainability of its items. The company is distinguished by its dedication to offering customers the highest quality products that meet needs and exceed expectations.

Side Spa pays the utmost attention to the quality of its products. Each stage of production undergoes rigorous quality control to ensure that only first-class items reach the market. By using high-quality materials and adopting state-of-the-art manufacturing processes, the company is able to offer products that stand the test of time and maintain their performance over the years. Quality is a top priority for Side Spa, which strives to meet the highest standards of excellence.