



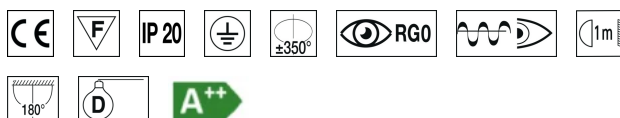
FEATURES

Intended Use:	Interior
Installation:	Track Mounting
Fixing:	Electrical adapter for rail mounting
Body/Structure:	Die-cast aluminum body EN AB-47100
Painting:	Interior polyester powder coating
Finish:	White
Reflector/Optics:	99.8% pure aluminum reflector - Adjustable optics
Glass/Screen:	Clear tempered protective glass
Driver:	Integrated DALI dimmable driver for LEDs, max. output 700mA dc

TECHNICAL DATA

Tension:	220-240V 50/60Hz
Beam:	Concentric symmetrical 15°
Current:	900mA
Insulation class:	1
Weight:	1.3 kg
IP grade:	20
Glow wire:	850 °C
Lamp included:	Yes
LED type:	COB LED
Overall power:	27 W
Appliance flow:	3662 lm
Nominal duration:	50.000 ore L90 B50
Color temperature:	4000 K
Color rendering index:	> 90
Color consistency:	3 SDCM

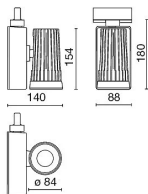
LIGHT SOURCE: 1 x LED 24.00W 3995lm



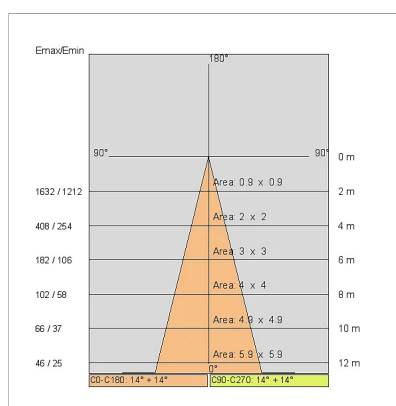
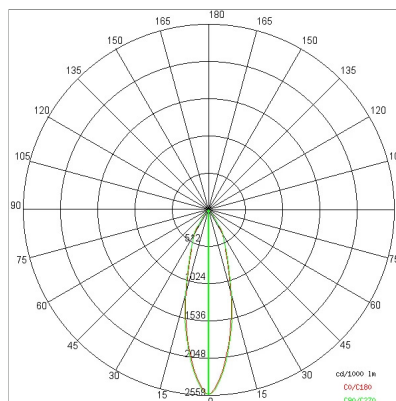
NOTES

upon request: version with 100mm round ceiling base, sandblasted glass, led with color temperature 2700k.

TECHNICAL DRAWING



PHOTOMETRIC CURVES



COMPANY

Side Spa has always been a benchmark in the manufacturing industry for its constant focus on product quality, assembly and sustainability of its items. The company is distinguished by its dedication to offering customers the highest quality products that meet needs and exceed expectations.

Side Spa pays the utmost attention to the quality of its products. Each stage of production undergoes rigorous quality control to ensure that only first-class items reach the market. By using high-quality materials and adopting state-of-the-art manufacturing processes, the company is able to offer products that stand the test of time and maintain their performance over the years. Quality is a top priority for Side Spa, which strives to meet the highest standards of excellence.