



## FEATURES

Intended Use:	Interior
Installation:	Recessed Ceiling
Recessed hole:	
Fixing:	With adjustable brackets included
Body/Structure:	Sheet steel body
Painting:	Interior polyester powder coating
Finish:	White
Glass/Screen:	Opal polycarbonate diffuser screen
Driver:	Integrated driver for LED, 700mA stabilized output

## TECHNICAL DATA

Tension:	220-240V 50/60Hz
Beam:	Symmetrical diffusing 120°
Current:	700mA
Insulation class:	2
Weight:	1.5 kg
IP grade:	20
Glow wire:	650 °C
Lamp included:	Yes
LED type:	SMD LED
Overall power:	22.4 W
Appliance flow:	1549 lm
Nominal duration:	50000
Color temperature:	4000 K
Color rendering index:	>90
Color consistency:	4 SDCM

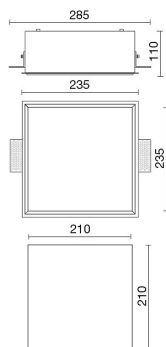
LIGHT SOURCE: 1 x LED 19.40W 2440lm



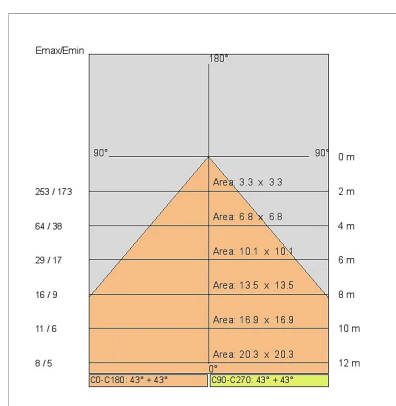
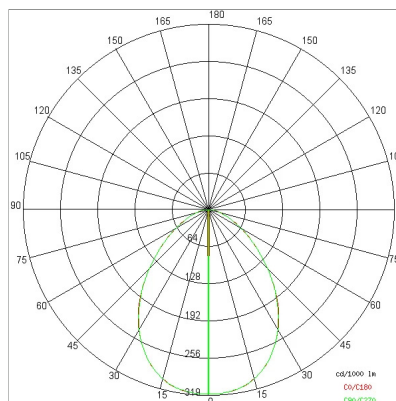
## NOTES

On request: emergency version by adding the kit  
INV 1052 kit 1h  
INV 1052-3 kit 3h

**TECHNICAL DRAWING**



**PHOTOMETRIC CURVES**



**COMPANY**

Side Spa has always been a benchmark in the manufacturing industry for its constant focus on product quality, assembly and sustainability of its items. The company is distinguished by its dedication to offering customers the highest quality products that meet needs and exceed expectations.

Side Spa pays the utmost attention to the quality of its products. Each stage of production undergoes rigorous quality control to ensure that only first-class items reach the market. By using high-quality materials and adopting state-of-the-art manufacturing processes, the company is able to offer products that stand the test of time and maintain their performance over the years. Quality is a top priority for Side Spa, which strives to meet the highest standards of excellence.