



FEATURES

Intended Use:	Interior
Installation:	Recessed Ceiling
Recessed hole:	ø 200 mm
Fixing:	With adjustable brackets included
Body/Structure:	Sheet steel body
Painting:	Interior polyester powder coating
Finish:	White
Glass/Screen:	Opal polycarbonate diffuser screen
Driver:	Integrated driver for LED, 700mA stabilized output

TECHNICAL DATA

Tension:	220-240V 50/60Hz
Beam:	Symmetrical diffusing 70°
Current:	700mA
Insulation class:	2
Weight:	0.73 kg
IP grade:	20
Glow wire:	650 °C
Lamp included:	Yes
LED type:	SMD LED
Overall power:	15 W
Appliance flow:	1740 lm
Nominal duration:	50.000 ore L80 B20
Color temperature:	4000 K
Color rendering index:	>90
Color consistency:	3 SDCM

LIGHT SOURCE: 1 x LED 13.00W 1740lm



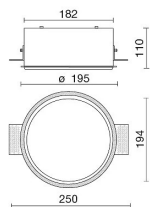
NOTES

On request: emergency version by adding the Kit

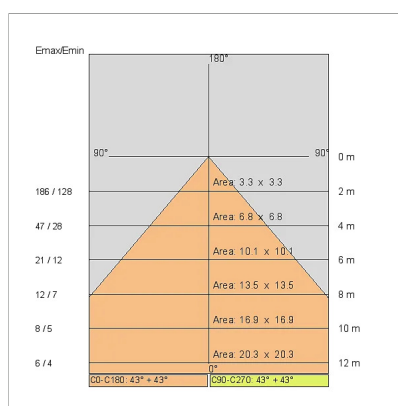
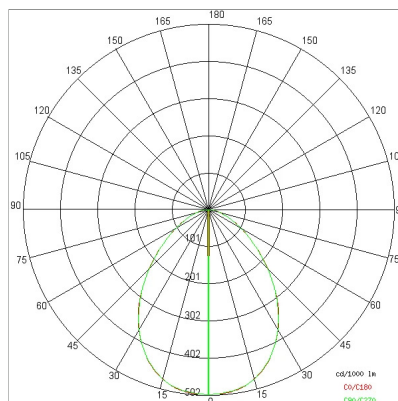
INV 1052 Kit 1h

INV 1052-3 Kit 3h

TECHNICAL DRAWING



PHOTOMETRIC CURVES



COMPANY

Side Spa has always been a benchmark in the manufacturing industry for its constant focus on product quality, assembly and sustainability of its items. The company is distinguished by its dedication to offering customers the highest quality products that meet needs and exceed expectations.

Side Spa pays the utmost attention to the quality of its products. Each stage of production undergoes rigorous quality control to ensure that only first-class items reach the market. By using high-quality materials and adopting state-of-the-art manufacturing processes, the company is able to offer products that stand the test of time and maintain their performance over the years. Quality is a top priority for Side Spa, which strives to meet the highest standards of excellence.