



## FEATURES

|                   |  |
|-------------------|--|
| Intended Use:     | Exteriors  |
| Installation:     | Ground Recessed  |
| Body/Structure:   | Body made of extruded aluminum - Frame/Ring and wall formwork made of stainless steel. |
| Painting:         | Anodized   |
| Finish:           | Satin stainless steel  |
| Reflector/Optics: | 99.8% pure aluminum reflector  |
| Glass/Screen:     | Transparent tempered glass   |
| Driver:           | Remote driver for LED, 350mA dc stabilized output                                      |

## TECHNICAL DATA

|                        |                            |
|------------------------|----------------------------|
| Tension:               | 220-240V 50/60Hz           |
| Beam:                  | Concentric symmetrical 20° |
| Current:               | 350mA                      |
| Insulation class:      | 3                          |
| Weight:                | 1.90 kg                    |
| IP grade:              | 67                         |
| Grade IK:              | 7                          |
| Drive-over:            | Yes                        |
| Static load:           | 500 kg                     |
| Glass temperature:     | 45 °C                      |
| Glow wire:             | 650 °C                     |
| Lamp included:         | Yes                        |
| Overall power:         | 16 W                       |
| Appliance flow:        | 726 lm                     |
| Nominal duration:      | 50.000 (h) L90 B20         |
| Color temperature:     | 4000 K                     |
| Color rendering index: | >90                        |

LIGHT SOURCE: 1 x LED 7.00W 600lm



## NOTES

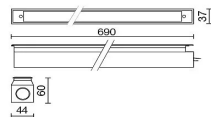
On request: 1 m length.

RECESSED VERSION FOR COUNTERFITTINGS (10 mm thick)  
Length 390 mm with groove 30 x 370 mm

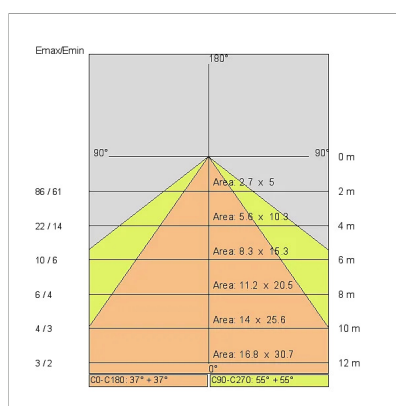
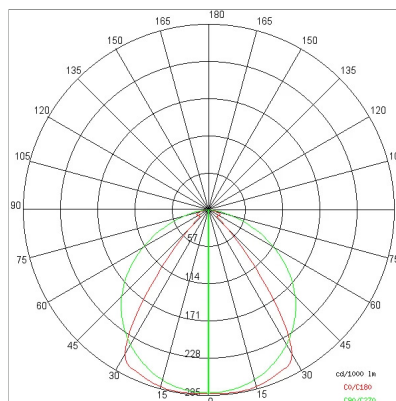
IP 20 Remote driver supplied  
IP 67 On request code 645370

Maximum nighttime ambiance temperature when the fitting is on not exceeding 50°C  
Minimum nighttime ambiance temperature when the fitting is on not lower than -20°C  
Maximum daytime ambiance temperature when the fitting is off not exceeding 60°C

**TECHNICAL DRAWING**



**PHOTOMETRIC CURVES**



**COMPANY**

Side Spa has always been a benchmark in the manufacturing industry for its constant focus on product quality, assembly and sustainability of its items. The company is distinguished by its dedication to offering customers the highest quality products that meet needs and exceed expectations.

Side Spa pays the utmost attention to the quality of its products. Each stage of production undergoes rigorous quality control to ensure that only first-class items reach the market. By using high-quality materials and adopting state-of-the-art manufacturing processes, the company is able to offer products that stand the test of time and maintain their performance over the years. Quality is a top priority for Side Spa, which strives to meet the highest standards of excellence.