



FEATURES

Intended Use:	Indoor, outdoor
Installation:	Wall
Body/Structure:	Made of extruded aluminum and die-cast aluminum headers
Painting:	Polyester powders
Finish:	Wrinkling black
Reflector/Optics:	Optics with mirrored metallized polycarbonate reflectors
Glass/Screen:	Transparent extra clear screen printed
Driver:	Integrated driver for LED, 500mA dc stabilized output

TECHNICAL DATA

Tension:	220/240V 50/60Hz
Beam:	Fixed 75°
Current:	500mA
Insulation class:	1
Weight:	1 kg
IP grade:	65
Lamp included:	Yes
LED type:	POWER LED
Overall power:	27 W
Appliance flow:	2896 lm
Nominal duration:	50.000 (h) L80 B20
Color temperature:	3000 K
Color rendering index:	>80
Color consistency:	3 SDCM

LIGHT SOURCE: 2 x 12W 1616lm



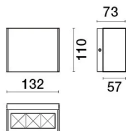
NOTES

On request: beams 12°- AS- AE

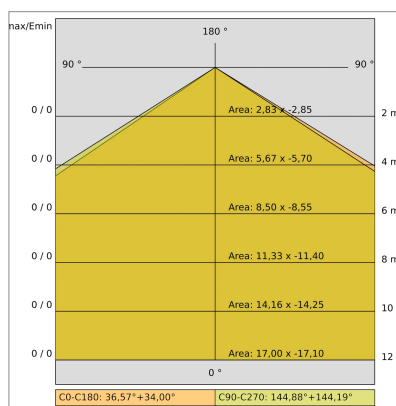
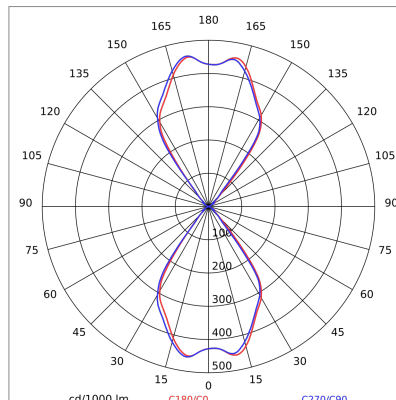
On request:

Maximum nighttime ambient temperature when the fitting is on not exceeding 50°C
 Minimum nighttime ambient temperature when the fitting is on not lower than -20°C
 Maximum daytime ambient temperature when the fitting is off not exceeding 60°C

TECHNICAL DRAWING



PHOTOMETRIC CURVES



COMPANY

Side Spa has always been a benchmark in the manufacturing industry for its constant focus on product quality, assembly and sustainability of its items. The company is distinguished by its dedication to offering customers the highest quality products that meet needs and exceed expectations.

Side Spa pays the utmost attention to the quality of its products. Each stage of production undergoes rigorous quality control to ensure that only first-class items reach the market. By using high-quality materials and adopting state-of-the-art manufacturing processes, the company is able to offer products that stand the test of time and maintain their performance over the years. Quality is a top priority for Side Spa, which strives to meet the highest standards of excellence.