



FEATURES

Intended Use:	Indoor, HORTICULTURAL
Installation:	Track Mounting
Fixing:	Electrical adapter for rail mounting
Body/Structure:	Aluminum body
Painting:	Interior polyester powder coating
Finish:	White
Reflector/Optics:	Metalized polycarbonate mirror reflector
Glass/Screen:	Transparent polycarbonate
Driver:	Power supply integrated into the electrical adapter for track mounting, stabilized output 500mA dc

TECHNICAL DATA

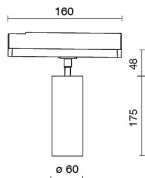
Tension:	220-240V 50/60Hz
Beam:	Concentric symmetrical 27°
Current:	400mA
Insulation class:	2
Weight:	0.65 kg
IP grade:	20
Glow wire:	650 °C
Lamp included:	Yes
LED type:	COB LED
Overall power:	15 W
Appliance flow:	2014 lm
Nominal duration:	50.000 ore L80 B20
Color temperature:	5700 K
Color rendering index:	> 80
Color consistency:	3 SDCM

LIGHT SOURCE: 1 x 13W 2432.8lm

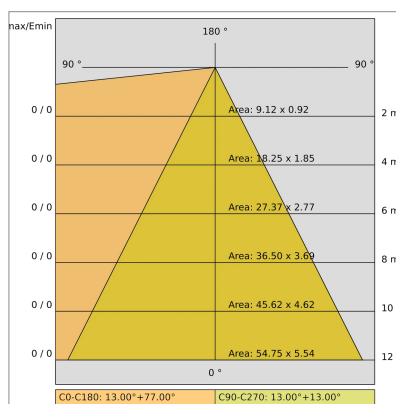
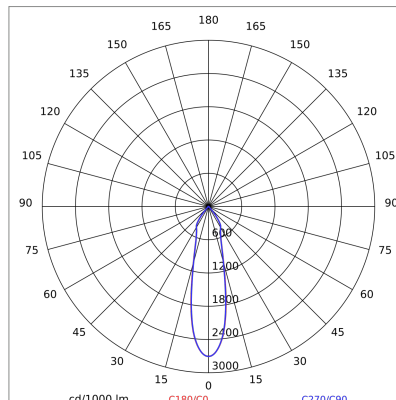


NOTES

TECHNICAL DRAWING



PHOTOMETRIC CURVES



COMPANY

Side Spa has always been a benchmark in the manufacturing industry for its constant focus on product quality, assembly and sustainability of its items. The company is distinguished by its dedication to offering customers the highest quality products that meet needs and exceed expectations.

Side Spa pays the utmost attention to the quality of its products. Each stage of production undergoes rigorous quality control to ensure that only first-class items reach the market. By using high-quality materials and adopting state-of-the-art manufacturing processes, the company is able to offer products that stand the test of time and maintain their performance over the years. Quality is a top priority for Side Spa, which strives to meet the highest standards of excellence.