

## FEATURES

Intended Use:	Exteriors
Installation:	Wall Mounting
Body/Structure:	Die-cast aluminum body EN AB-47100
Painting:	Polyester powder coating with special outdoor treatment (sandblasting, pickling, No. 3 washing, fluorozirconing, epoxy powder primer and polyester powder surface finish).
Finish:	Grey
Reflector/Optics:	99.8% pure aluminum reflector
Glass/Screen:	Tempered frosted glass
Driver:	Integrated electronic driver, inverter and battery

## TECHNICAL DATA

Tension:	220-240V 50/60Hz
Beam:	Symmetrical diffusing
Current:	350mA
Insulation class:	1
Weight:	4,5 kg
IP grade:	65
Grade IK:	6
Glow wire:	850 °C
Lamp included:	Yes
LED type:	SMD LED
Overall power:	20 W
Appliance flow:	711 lm
Nominal duration:	50.000 (h) L80 B50
Color temperature:	6000 K
Color rendering index:	>80
Color consistency:	4 SDCM

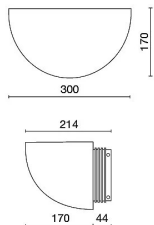
LIGHT SOURCE: 1 x LED 17.00W 1750lm



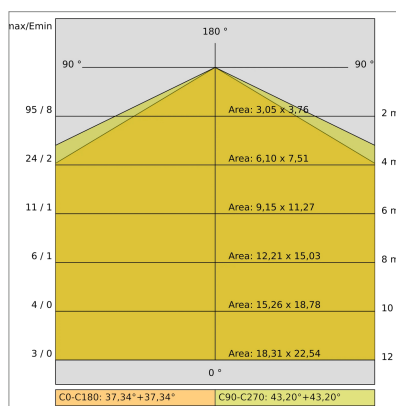
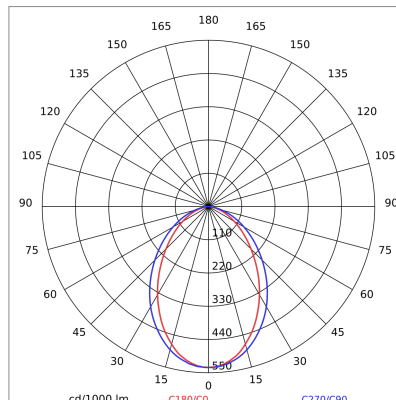
## NOTES

Maximum nighttime ambience temperature when the fitting is on not exceeding 50°C  
 Minimum nighttime ambience temperature when the fitting is on not lower than -20°C  
 Maximum daytime ambience temperature when the fitting is off not exceeding 60°C

TECHNICAL DRAWING



PHOTOMETRIC CURVES



COMPANY

Side Spa has always been a benchmark in the manufacturing industry for its constant focus on product quality, assembly and sustainability of its items. The company is distinguished by its dedication to offering customers the highest quality products that meet needs and exceed expectations.

Side Spa pays the utmost attention to the quality of its products. Each stage of production undergoes rigorous quality control to ensure that only first-class items reach the market. By using high-quality materials and adopting state-of-the-art manufacturing processes, the company is able to offer products that stand the test of time and maintain their performance over the years. Quality is a top priority for Side Spa, which strives to meet the highest standards of excellence.