

## FEATURES

|                   |  |
|-------------------|--|
| Intended Use:     | Exteriors  |
| Installation:     | Wall Mounting  |
| Body/Structure:   | Die-cast aluminum body EN AB-47100   |
| Painting:         | Polyester powder coating with special outdoor treatment (sandblasting, pickling, No. 3 washing, fluorozirconing, epoxy powder primer and polyester powder surface finish). |
| Finish:           | Black  |
| Reflector/Optics: | Metallized polycarbonate reflector   |
| Glass/Screen:     | Clear tempered glass   |
| Driver:           | Integrated power supply for LED, stabilized output 1050mA dc   |

## TECHNICAL DATA

|                        |                            |
|------------------------|----------------------------|
| Tension:               | 220-240V 50/60Hz           |
| Beam:                  | Concentric symmetrical 24° |
| Current:               | 1050mA                     |
| Insulation class:      | 1                          |
| Weight:                | 4.4 kg                     |
| IP grade:              | 65                         |
| Glow wire:             | 650 °C                     |
| Lamp included:         | Yes                        |
| LED type:              | COB LED                    |
| Overall power:         | 40 W                       |
| Appliance flow:        | 4757 lm                    |
| Nominal duration:      | 50.000 (h) L80 B20         |
| Color temperature:     | 4000 K                     |
| Color rendering index: | >90                        |
| Color consistency:     | 3 SDCM                     |
| Bug Evaluation:        | B3-U1-G0                   |
| CEN flow code:         | 93-99-100-100-100          |

LIGHT SOURCE: 1 x LED 36.00W 5280lm



## NOTES

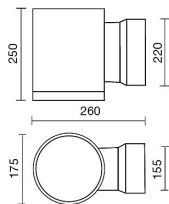
On request: Version with flush ring safety glass

On request: DALI

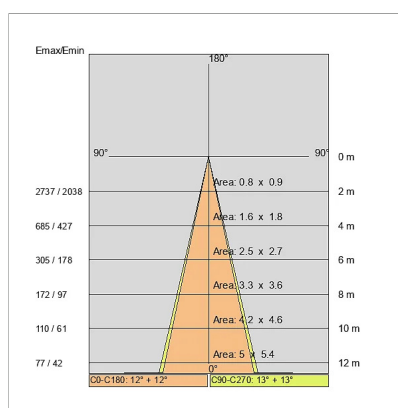
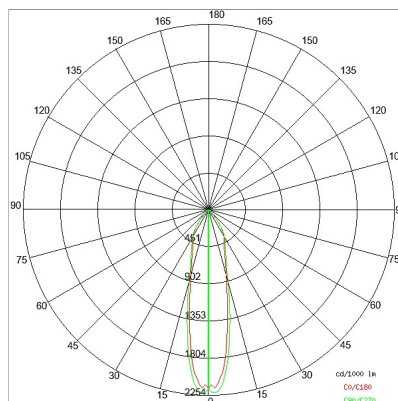
On request:

Maximum nighttime ambience temperature when the fitting is on not exceeding 50°C  
Minimum nighttime ambience temperature when the fitting is on not lower than -20°C  
Maximum daytime ambience temperature when the fitting is off not exceeding 60°C

**TECHNICAL DRAWING**



**PHOTOMETRIC CURVES**



**COMPANY**

Side Spa has always been a benchmark in the manufacturing industry for its constant focus on product quality, assembly and sustainability of its items. The company is distinguished by its dedication to offering customers the highest quality products that meet needs and exceed expectations.

Side Spa pays the utmost attention to the quality of its products. Each stage of production undergoes rigorous quality control to ensure that only first-class items reach the market. By using high-quality materials and adopting state-of-the-art manufacturing processes, the company is able to offer products that stand the test of time and maintain their performance over the years. Quality is a top priority for Side Spa, which strives to meet the highest standards of excellence.